

LED High Bay TH-315G & TH1-420

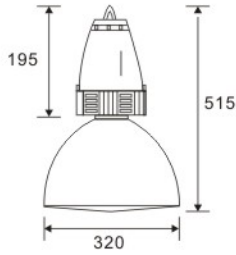
Structure : Cold forge aluminum heat sink . Die cast aluminium housing. High quality aluminium reflector. PC diffuser .OSRAM module technology.

Model: TH-315G , Dimensions: Φ320xH515mm ,Power: 25W/28W/38W/43W,Beam Angle : 45°

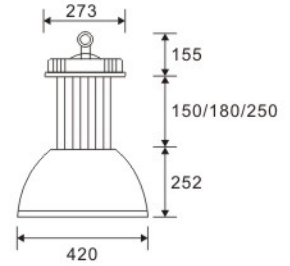
Model: TH1-420 , Dimensions: Φ420,Power: 85W/110W/130W/165W/220W,Beam Angle : 45°



TH-315G

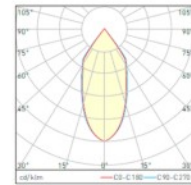


TH1-420

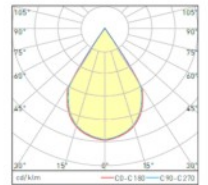


CODE	SYSTEM POWER [W]	TOTAL LUMINOUS FLUX [Lm]	CRI [>]	CCT [K]	WEIGHT [Kg]
TH-315G-25	25	1860	80	4000	5.50
TH-315G-28	28	1860	80	3000	5.50
TH-315G-38	38	2760	80	4000	5.50
TH-315G-43	43	2760	80	3000	5.50

CODE	SYSTEM POWER [W]	TOTAL LUMINOUS FLUX [Lm]	CRI [>]	CCT [K]	WEIGHT [Kg]
TH1-420-85	85	8000	75	3000/4000/5000	6.75
TH1-420-110	110	10000	75	3000/4000/5000	7.55
TH1-420-130	130	12000	75	3000/4000/5000	7.55
TH1-420-165	165	15500	75	3000/4000/5000	7.55
TH1-420-220	220	20500	75	3000/4000/5000	8.05



Photometric Data
Model:TH-315G-25
Power:25W
Angle:45°

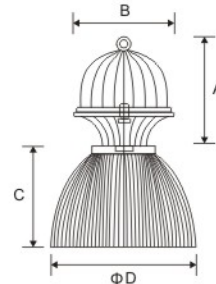


Photometric Data
Model:TH1-420-80
Power:80W
Angle:45°

HID High Bay (TBA485G)

Structure : High purity die-cast aluminum housing.high quality aluminium reflector and tempered glass diffuser

Model:TBA 485G



HQI-T 250W
HQI-T 400W



Model	Lamp	Body material	Dimension(mm)		Dimension(mm)				
			A	B C D	outside box (4PCS)	reflector box (1PCS)	glass box (4PCS)		
TBA485G	HQI-T(E40)	Die-casting	321	274	315	485	600×325×330	600×315×330	505×505×160